


OAKLAND CUSD #5

KINDERGARTEN

APRIL 20-24, 2020

KARI FREY



Kindergarten-Miss Frey (kari.frey@oakland5.org)

Week of April 20th-24th

Office Hours:
 Monday: 8-10am
 Tuesday: 10-12pm
 Wednesday: 12-2pm
 Thursday: 2-4pm

<i>Subject</i>	Choice 1	Choice 2	Choice 3
<i>Math</i>	Drops worksheet #13	Shark teeth story problem	Measuring ws
<i>Reading</i>	Read and sequence ws 3	Read and comprehension ws	Pick a book and make a prediction before reading it, complete ws
<i>Writing</i>	Handwriting practice on lowercase AND capital letters	Picture and sentence writing practice	Spring word writing fill in the blank
<i>Phonics</i>	CVC word builder ws	Rhyming worksheet	Long Vowel O ws
<i>Free Choice</i>	sight word cut and paste worksheet	Answer the questions about spring	Springtime following directions ws

Hello families! This is the kindergarten remote learning packet for the week of April 13th-17th. Every activity has directions on each page but you can always call or email me if you have any questions. Every week, a new packet of remote lessons will be sent home on Monday. The previous week's packet will need to be returned (emailed or dropped off at school) on Monday as well. I have office hours listed at the top of this sheet if you need to reach me. Your child will need to choose one choice to work on each day (one activity each day). I will then give your child feedback on how they did when it is completed.

*To login to see our scholastic magazines please go to scholastic.com/lfo and click login and then student login, the classroom password is: lakecrestkinder2020

DROPS IN THE BUCKET
MATH LEVEL R
NUMBER 13

© 2000 MARY JO HAND

FOLLOW DIRECTIONS - COUNT

× 4
 ○ 1



SEQUENCES



0

1





2

3

—

5

COUNT & MATCH SETS TO NUMERALS



5

4

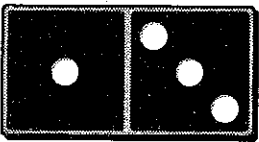
3

2

1

0

ADD & SUBTRACT



$1 + 3 = \underline{\quad}$



$5 - 2 = \underline{\quad}$

LOGICAL ORDER: CUT AND PASTE THE PICTURES IN A LOGICAL ORDER. SOMETIMES MORE THAN ONE LOGICAL ORDER IS POSSIBLE AND CORRECT!

→

→

→

→

→

✂


Directions: Complete a story about a shark! 😊

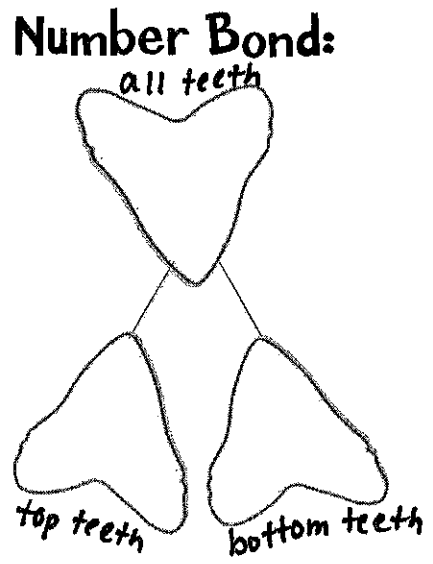
Name: _____ 's Shark Story

_____ the _____ shark
(shark name) (type of shark)

has _____ top teeth and _____ bottom teeth.

How many teeth does _____ have in all?

Math Picture:
 (example: )



Number Sentence:
 (example $3 + 2 = 5$)

Word Sentence:


_____ has _____ teeth in all.
(shark name)

Name _____

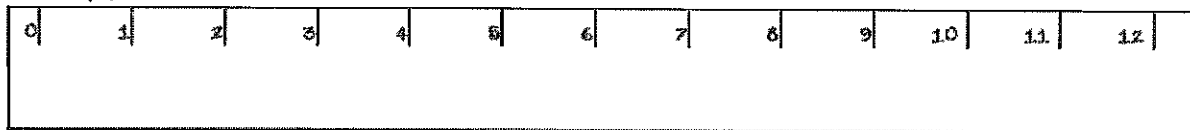
Use the ruler to measure the school items to the nearest inch.




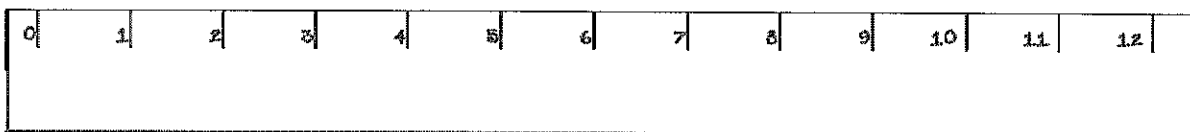
_____ inches



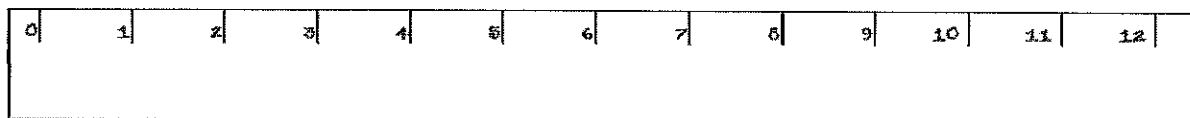
_____ inches



_____ inches



_____ inches



4 of 15

Name: _____


Frey Wk: Apr 20-24

Reading Choice 1

Read & Sequence

Read the story. Then cut out and glue the pictures in order.

WORD
bank:



boots



jacket



umbrella

Ready To Play

I put on my boots.

I put on my jacket.

I put on my hat.

I get my umbrella.

Now I can play in the rain!



1


2

3

4

Name _____


Spring Animals




Comprehension

Read the story. Answer the questions at the bottom.


The frog jumps.



The bird chirps.



The bee buzzes.



The ladybug flies.



1. What does the frog do?

2. What does the bird do?

6 of 15

Miss Frey-Kindergarten (Reading)

Wk: Apr 20-24

Choice 3


Name: _____

Make a prediction before you read your book (a prediction is what you think is going to happen in the story). Write a sentence and draw a picture for your prediction. Mark at the bottom if your prediction was correct or not! 😊

Story you are making a prediction for and then read:

Sentence for your prediction (do not forget capital letter, spaces and punctuation 😊)

Draw a picture of your prediction:



Was your prediction correct? (circle)

YES!

No

Frey-K Wk: Apr 20-24 Writing Choice 1

Capital and Lowercase Letters


Aa	Bb	Cc	Dd	Ee	Ff	Gg
Hh	Ii	Jj	Kk	Ll	Mm	Nn
Oo	Pp	Qq	Rr	Ss	Tt	Uu
Vv	Ww	Xx	Yy	Zz	Name	

7 of 15

Spring

Name: _____

Directions: Color, Cut and Paste then Write.



Cut out words from the bottom of the page and paste in order to make a sentence.

--	--	--	--

Copy the sentence:

✂ This is a flower.

Name: _____

Write the correct word under the picture.

Word Bank:

flower


turtle


snail


ladybug


sheep


frog














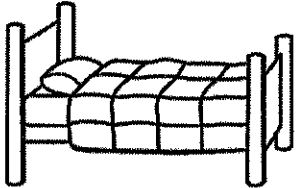



Name: _____

Word Builder










Cut out the letters and build the words.






© My Teaching Pal



a 	c 	e 	n 	t 
t 	b 	d 	e 	

Name _____

Cut out the rhyming words and glue them under the correct hat.

		
<p>cat</p>	<p>fish</p>	<p>ball</p>
Empty space for pasting words	Empty space for pasting words	Empty space for pasting words

pat	mat	dish	ball	squish
splat	swish	wall	hat	hall
call	that	wish	rat	fall

Name _____



Long Vowels CVCe

Name the sound of the long vowels. Read the words. Color a star each time you read them.

ā ē ī ō ū	hose	pose	nose
	rose	dose	chose
Read the word family.			
ō s e ● ● ●	-ose	those	close
		★	★

Color It!

Vowel It!

Write It!

	p ___ s ___	_____
	n ___ s ___	_____
	h ___ s ___	_____
	r ___ s ___	_____

Pick an "-ose" word from above and use it in a sentence.

Name _____

Read	Write	Make
at	<hr/> <hr style="border-top: 1px dashed;"/> <hr/>	
can	<hr/> <hr style="border-top: 1px dashed;"/> <hr/>	
I	<hr/> <hr style="border-top: 1px dashed;"/> <hr/>	
go	<hr/> <hr style="border-top: 1px dashed;"/> <hr/>	
am	<hr/> <hr style="border-top: 1px dashed;"/> <hr/>	

m	l	c	a	g
o	n	t	a	a

Frey-Kindergarten

Free Choice-Choice 2

Wk: Apr 20-24

Name: _____

Show what you know!

Directions: Answer the questions about Springtime! Use your scholastic magazine to help you!
(You can view our scholastic magazine online if needed, follow the steps on the cover page of our packet to get to our scholastic magazine online)

1. What blooms in spring?

flowers



snowflakes



2. What is a baby bird called?

chick

cub

3. What might a momma bird feed a baby bird?

worm




lollipop



4. Draw your own flowers!


SPRINGTIME READ AND COLOR




Name: _____

Directions: Read the sentence. Color the picture to match the sentence.

The bug is orange.




The rainbow is red, orange, yellow, and green.



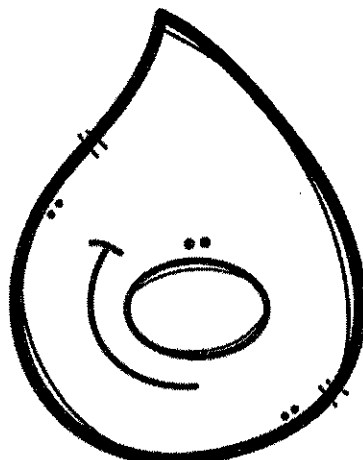
The umbrella is purple.




The boy's hat is red.



The raindrop is blue.




The bee is yellow.




The cloud is gray.



The watering can is green.



The flower is pink.



 SCHOLASTIC

Watch our video
about spring at
www.scholastic.com/lfo

APRIL 20, 2010

Let's Find Out[®]

My Weekly Reader[®]

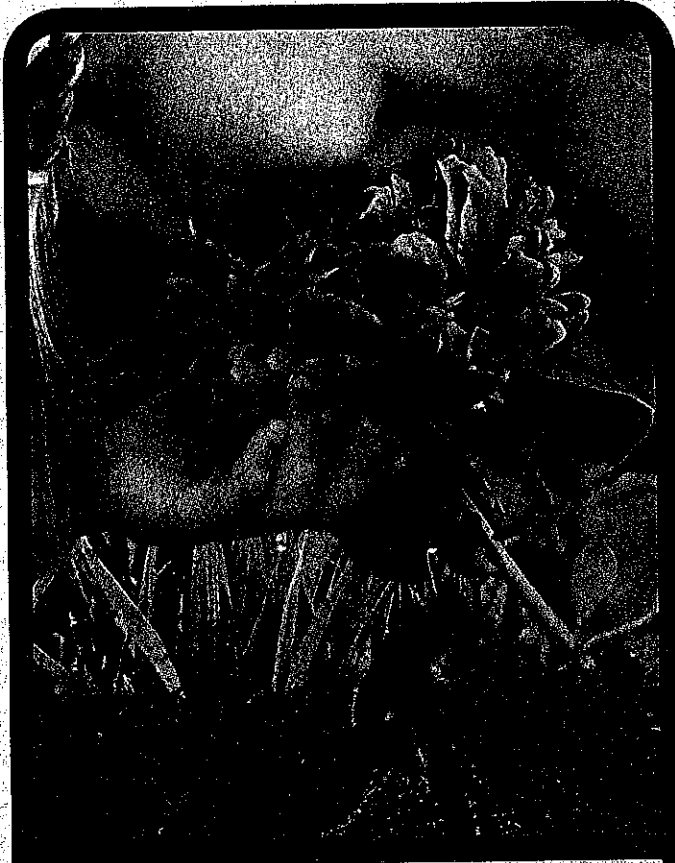
ISSN 0024-1261

If You See
a Spring Flower . . .

you might bend down to sniff it.



My name _____



If you bend down to sniff the flower, you might see a **worm** on the ground.




If a worm is on the ground, a **bird** might hop over and snatch it up.

BIG bloom **WORD**


In spring, flowers **bloom**. That means they grow and open up. Here are some of the first flowers to bloom in spring.

daffodil





If a bird snatches up the worm, it might fly to its **nest** and feed its chicks.



If you look up to see it feed its chicks, you might see more spring flowers!

rocus

tulip




Oh!
I hear my chicks peeping! They must be hungry. Can you peep like chicks?

Say It, Spell It, Write It


Say the name of the picture. Color the letters to spell it.

Then write the word. We colored the first letter for you.

Hint: The words are in the magazine. Each word has 4 letters.

Say It	Spell It	Write It
	v c i d b r	_____
	w r o m g x	_____
	o m e t n s	_____

BONUS: This word has 5 letters.

	b o m l o t r g	_____
---	--	-------

Week of April 20-24, 2020

K-1 PE

Coach Kappy

Please pick 3 out of the 5 activities to do for the week. Please email me a picture of your child completing the activities and the dates or email me a description of the activities. You or your child may also write a few sentences about the activity and submit to the homework box located in the Lake Crest foyer.

Please email me at jenny.kapraun-veach@oakland5.org or call the school and leave a message, and I will give you a call as soon as I can.

Class	Choice 1	Choice 2	Choice 3	Choice 4	Choice 5
Kindergarten/ 1st Grade	10 Toe Touches 15 Jumping Jacks 10 Forward & Backward Line Hops 10 Side to Side Line Hops	Play basketball for 15-20 minutes.	Go on a walk with your family or with a parent for 15-20 minutes	Help your parents with yard work	Run 3 times around your house (outside) or run 3 times around your yard

Week of April 20-May 1, 2020
Kindergarten Art
Mrs. Sweeney

Please pick 1 out of the 3 activities to complete every other week. Please email me a picture of your child completing the activities or submit the activity to the homework box located in the Lake Crest foyer. Some of the art projects require supplies. Please feel free to improvise if you do not have the required supplies, or reach out to me or the office and we will work together to get you what we need. Some basic supplies will be available for pick-up in the Lake Crest foyer.

Please email me at jill.sweeney@oakland5.org or call the school and leave a message, and I will give you a call as soon as I can.

My Office Hours: Monday – 8-10am


Tuesday – 10-12am

Wednesday – 8-10am

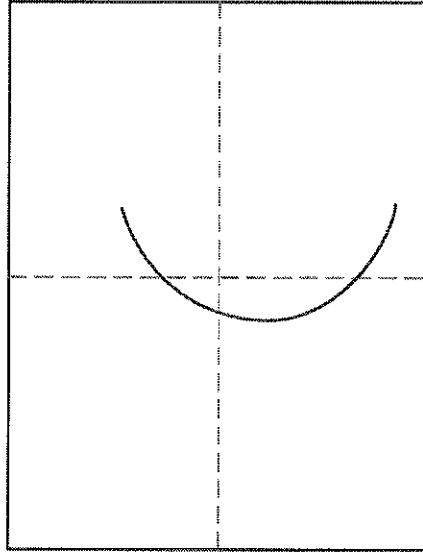
School Office Hours: Monday – Thursday 7:30-11:30

Class	Choice 1	Choice 2	Choice 3
Kindergarten	Cat	Raccoon	Monkey Masks

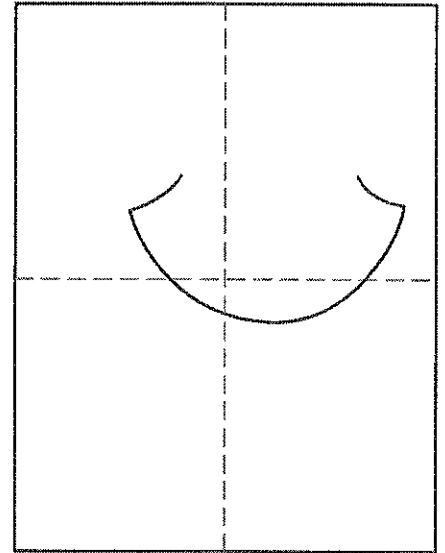
Draw a Black Cat



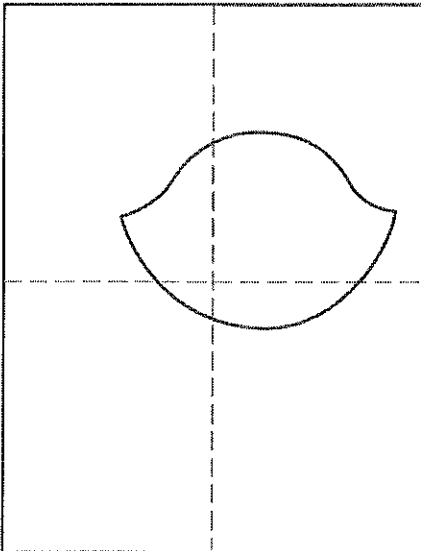
Supplies: Marker, crayons



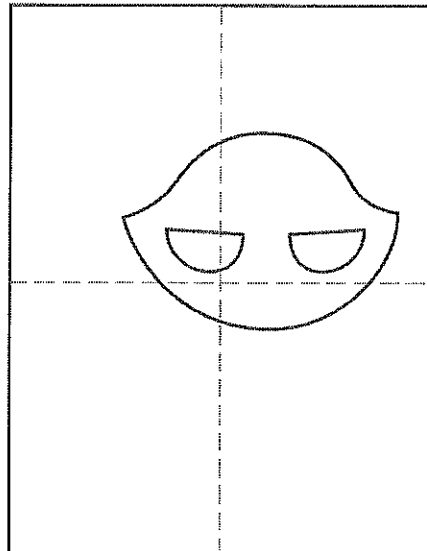
1. Make fold lines. Draw a curve.




2. Add smaller curves on top.




3. Finish the top head.




4. Draw two half circle eyes.




5. Draw inside eye, nose, whiskers.



6. Add two ears.




7. Draw the outside of the body.



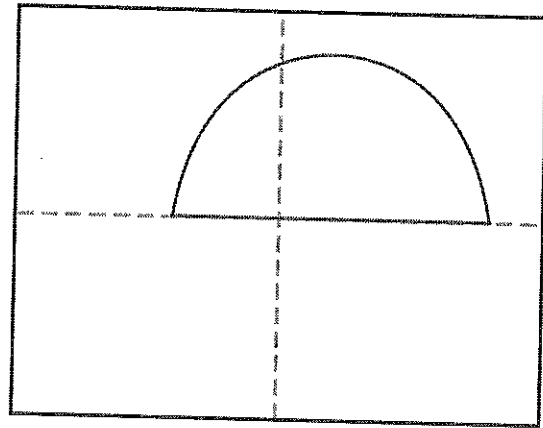
8. Add leg lines and long tail. Color.

K/Art/April 20-
May 1

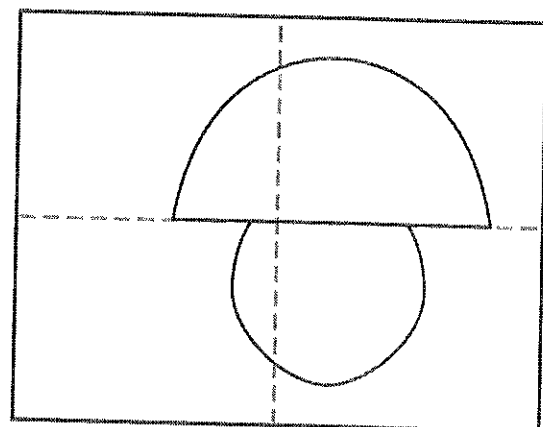
Draw a Cartoon Raccoon



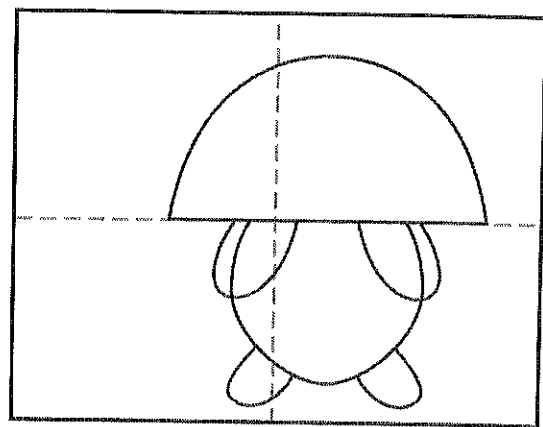
Supplies: marker, crayons



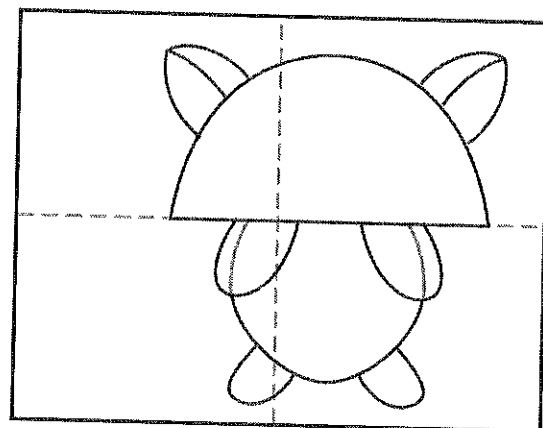
1. Make guide lines. Draw half circle head.



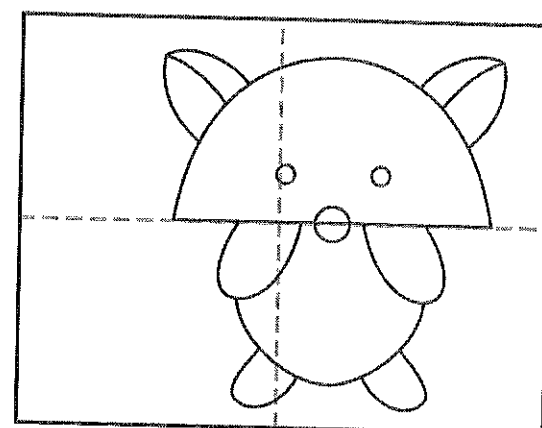
2. Add body centered below.



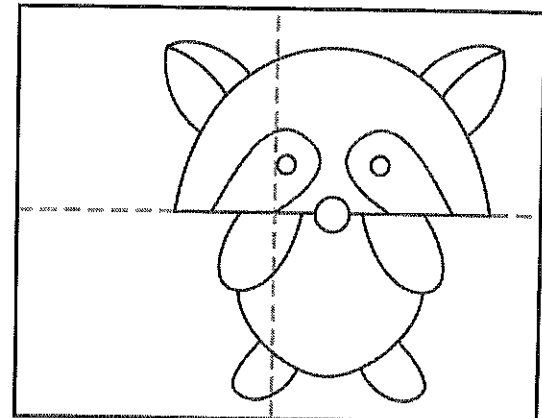
3. Add two overlapping arms and two legs.



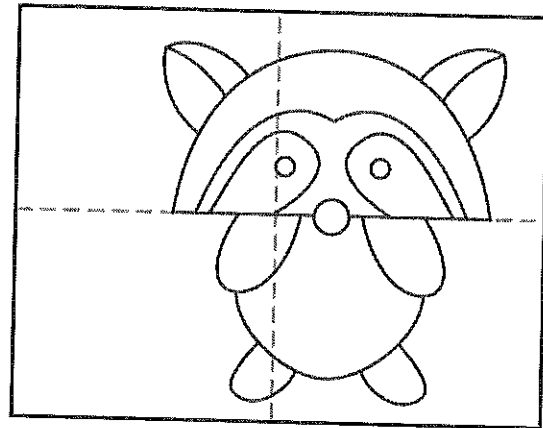
4. Erase inside arms. Draw two ears.



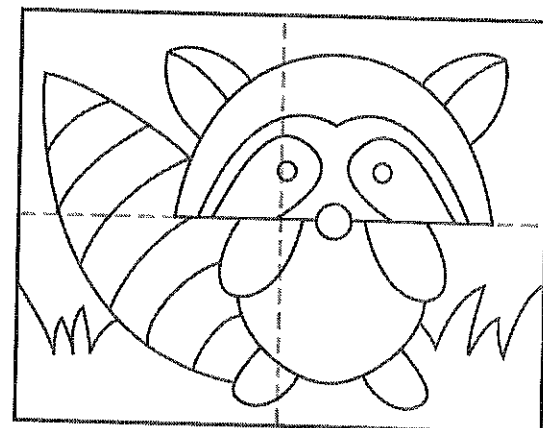
5. Draw nose and two eyes.



6. Draw black shapes around the eyes.




7. Add a line around the eyes for white shape.



8. Draw a tail, stripes and grass. Color.

K/Art/April 20-May 1



Monkey Mask

1. Color your mask.
Use different colors.
2. Cut out your mask.
3. Cut out the eyes of your mask.
(You may need to ask for help)
4. Cut or punch a hole in the ears
on the black dot.
5. Tie string or yarn in the holes.
6. Put your mask on and read a
Curious George book.

Weeks of April 20-30, 2020

April Lee

Hello, again! I hope things are going as smoothly as possible for you and yours during these stay-at-home weeks. Reconnecting with our families is so precious.

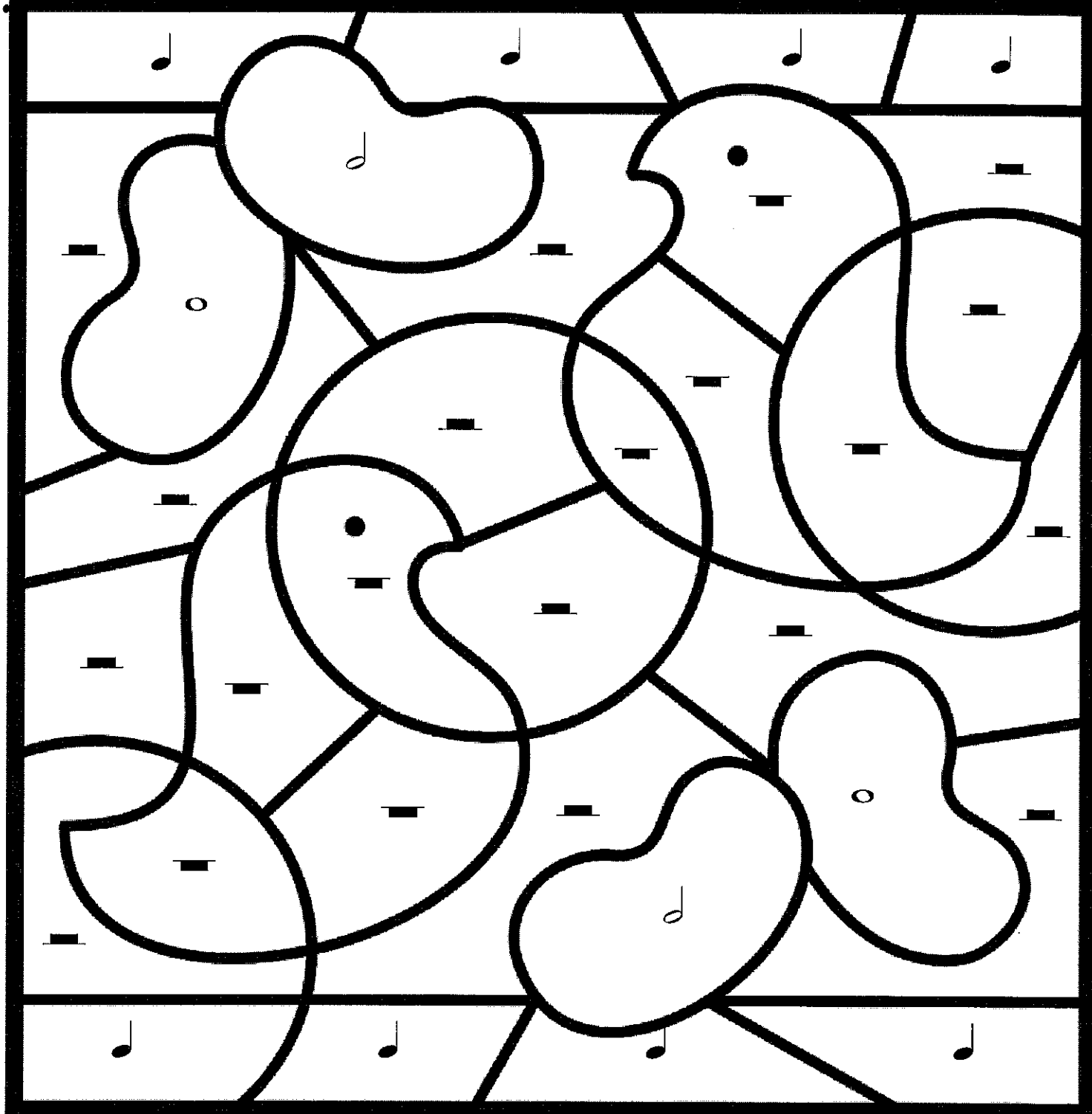
In addition to the Options below, I have created a Facebook group called Lake Crest Music. I believe I have invited everyone K-5. Each day or so I try to find some activity we can do together. Send me an email or make a comment if you liked a particular activity.







Students will need crayons to complete Option #1 and a pencil to complete Option #2 in which they should copy the rhythms onto the blanks. For Option #3 parents will need to find two songs for the students to listen to that are of contrasting mood. Here are some suggestions: "Happy" by Pharrell Williams and the Jaws movie theme; OR the Darth Vader Imperial March theme and "Everybody Dance Now" by C+C Music Factory; OR "Firework" by Katie Perry and "What a Wonderful World" by Louis Armstrong.

Their work is due April 30th. Remember they are to do Art one week and Music the other.

My "office hours" are from 10:00 a.m. to noon on Mondays, Wednesdays, & Thursdays, but you can email me anytime with questions or concerns at april.lee@oakland5.org.

Class	Choice 1	Choice 2	Choice 3 (Enrichment)
Kindergarten Music	Rhythm Coloring Sheet	Footwear Rhythm Pattern	Mood



QUARTER NOTE - GREEN		QUARTER REST - ORANGE	
HALF NOTE - BLUE		HALF REST - PURPLE	
WHOLE NOTE - PINK		WHOLE REST - YELLOW	



Apr. 20-30

Kindergarten

Name: _____

Class: _____

Compose your own shoe pattern in the shoebox.



flip flop



tennis shoe



penny loafer



boot



A large rectangular shoebox with a lid, containing four horizontal lines for drawing shoe patterns.

Kindergarten

Option #2

Mrs. Lee

MOOD

Name _____

Draw a picture or write a few words to describe what you are thinking or feeling while you listen to each song.

SONG #1

SONG #2